




# How to Apply for a Scholarship at WinShape Overnight Camps

Greetings! Thank you for your interest in sending your camper to WinShape Camps this summer, we look forward to getting to know your family. Please follow the steps below to submit your scholarship application.

1. Login to your [WinShape account](#)

2. Register for Camp next summer



3. Choose your camper and select desired session

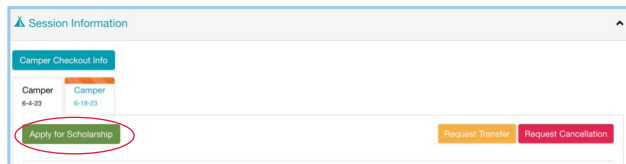
4. Complete your application and pay your deposit

\*deposit is refundable if scholarship is not approved

5. Call or email us to request that your scholarship application be enabled on your account

6. Log back into your [WinShape account](#)

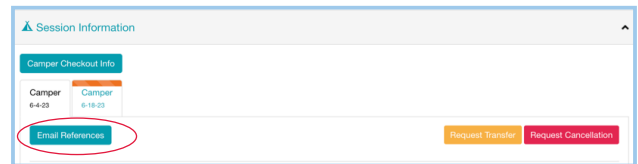
7. Under the Session Information tab, click “Apply for Scholarship”



8. On the scholarship application, you will be asked the following questions and to provide 2 references:

- Has this camper received a scholarship from WinShape Camps before?
- What amount of financial support are you requesting?
- How many children are you financially responsible for?
- What is your family’s annual income?
- Is yours a single income household?
- Please explain in detail for your reason for requesting financial assistance for your camper.
- Please describe your camper’s areas of involvement.
- Does your child attend private or public school?
- Will your child be attending other camps during the summer?

9. Click Submit



10. If you would like to resend your reference request emails, you can now do that under your Session Information tab

11. Once your references have been submitted, our Scholarship Review Committee will get in touch with you within a few weeks to discuss next steps

If you have any questions please contact the Customer Experience Team at [info@WinShapeCamps.org](mailto:info@WinShapeCamps.org) or 844.972.2677